



Brompton

4 2 X 1 3 - 2 B E D R O O M

ALSO AVAILABLE TO RESIDENTIAL SPECIFICATION



As always Brompton is defined by its good looks and steadfast specification. Brimming with personality this 13 foot wide leisure home exists in a class of its own with a thoughtful layout incorporating a closed off lounge and side entrance into a hallway. The design of the kitchen makes light work of meal preparation with plenty of work surfaces and storage. Dining is a pleasurable experience with the smart glass table, comfortable dining chairs and contemporary pendant lighting.

In the lounge room has been made for an accent chair to complement the sofa and two armchairs. The colour scheme is attractive and modern with finishing touches such as tiebacks and borders to the curtains.

www.pembertonlh.co.uk

Brompton
the first choice
for your new home



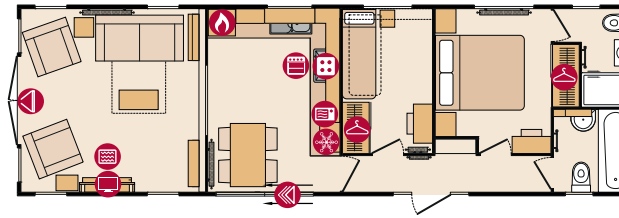
Brompton

4 2 X 1 3 - 2 B E D R O O M

ALSO AVAILABLE TO RESIDENTIAL SPECIFICATION













42 x 13 - 2 Bedroom



BROMPTON 42X13 2BED

STANDARD FEATURE HIGHLIGHTS

-  TV Space
-  Microwave
-  Wardrobe
-  Electric Fire
-  Patio Doors
-  French Doors
-  Cooker
-  Boiler
-  Hob
-  Fridge & Freezer

- Family bathroom and separate en-suite shower room
- Pull out recycle bin in the kitchen
- Wardrobes with full size mirrored doors
- PVC-U double glazing with french door to front and patio door side elevation
- Skylight window in kitchen
- Side door entrance into hallway
- Gas combi central heating system with thermostatic radiator valves
- Fibreglass insulation: 150mm - roof; 60mm - walls and underfloor
- Vaulted ceilings throughout with a minimum ceiling height of 2.3m (7ft 5")
- Traditional flame effect fire
- Coffee table
- TV bracket and ariel socket in lounge
- 5-burner hob with externally vented curved glass extractor hood
- Integrated cooker with oven and grill
- Integrated under counter fridge, freezer and integrated microwave
- Luxurious lounge suite (incorporating sofabed)
- Multi-outlet TV aerial booster
- Low energy lighting
- Duvet covers, pillowcases, cushions and throws
- Pitched roof clad in pan tile effect plastisol coated galvanised steel
- Fire extinguisher, smoke detector and carbon monoxide detector
- External electric socket
- Twin axle pre-galvanised steel chassis with detachable tow bar
- Glass topped dining table and fabric chairs
- Separate lounge area with glass sliding doors
- Hallway storage
- 5ft divan bed in master bedroom

For further details see Feature Checklist on pages 69-70

OPTIONS AVAILABLE TO ORDER:

- Leather lounge suite (without sofabed)
- Windows in lieu of French doors - not available in Residential Specification
- Alternative electric heating in place of gas combi central heating system
- Integrated dishwasher and washer/dryer
- Brompton Lodge available in timber, vinyl and Canexel cladding
- Shower in lieu of bath
- Tub chair
- Residential Specification to BS3632 available in all cladding types
- Stowaway occasional bed available as an optional accessory
- Alternative size single beds available (for example 2ft 6", 3ft and 3ft 6")







Through to the bedrooms and the sliding mirrored wardrobe doors which are space saving give the master bedroom a lovely spacious feel. This 'Boutique Hotel' style bedroom appeals to the senses in relaxing greens and beiges. The twin bedroom also has lots of room and both bedrooms have elegant vanity chairs and dressing tables. The bathroom has a full size domestic bath and the ensuite shower room now has more storage built in.

Set the mood for your holidays with the good-looking Brompton.